

ROUGH TERRAIN TELEHANDLERS



ROUGH TERRAIN  
TELEHANDLERS



**WHEN YOU NEED A LIFT,  
YOU KNOW IT MUST BE A GENIE.**

**Genie sets the standard by which other lifts are judged.** Simply put, we build a better lift for every job. Genie's full line of products offers you unmatched performance, safety and reliability. As a subsidiary of TEREX Corporation, we offer our customers easy access to a complete range of other products and services across the construction, mining, utility and road building industries.

**With almost four decades of experience, Genie provides you with the most advanced lifting equipment in the industry.**


The company began in 1966 with the introduction of the Genie Hoist, a portable, pneumatic material lift. Additional lifts and aerial work platforms followed, gaining worldwide recognition with breakthrough designs. Today, Genie remains at the forefront of lifting technology with a commitment to quality production.

**Finding new and innovative ways to help you get the job done.**

Our efforts to produce better products and harness new technology have earned numerous patents worldwide. Our quality-driven, professional team of engineers continually focus on understanding how our equipment is used so they can design products to meet and exceed your ever-changing needs.

**Our team is always working for you.** The Genie Service Team is available around the clock providing support when you need it most, which means more "Up Time" for you, our customer. Genie customers also have access to an ever-increasing range of services from financial funding through TEREX Financial Services (TFS) to an aggressive parts support network that ships most parts within 24 hours.

**The highest quality standards mean you receive the highest quality products.** We set stringent quality standards for each step of the manufacturing process, from design to distribution. Performance is regularly monitored against these standards to ensure superior products. Our goal is to deliver the highest quality products that give you the most value.



Genie telehandlers provide ample lift capacity between 5,500 lbs (2,500 kg) and 10,000 lbs (4,536 kg). These versatile machines have lifting heights between 18 ft 10 in (5.75 m) and 56 ft (17.1 m).

**Genie**  
A TEREX COMPANY





# MULTI-PURPOSE MACHINES

## MULTIPLY YOUR RETURN ON INVESTMENT



### INDUSTRY-LEADING DESIGN AND PERFORMANCE

Genie is a world leader in lifts, smart blue lifts to be exact. Genie manufactures the most advanced, highest-valued lift equipment in the industry.

Why buy multiple machines when you can get the job done with one? Put Genie telehandlers on the job for increased flexibility and maximum productivity. They are ideal for applications requiring the versatility to lift, move and place various types of material and loads. The Genie telehandler offers increased functionality with a wide range of attachments, giving you one machine for multiple tasks. The answer to all your work site needs, this all-around utility machine handles almost any job effortlessly and efficiently.


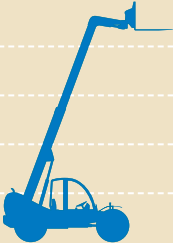
### CHOOSE FROM EIGHT POWER-PACKED MODELS

Opt for a compact rough terrain telehandler series when you need a nimble, yet powerful machine for high productivity in confined or limited access areas. Want more power and reach? Go with a heavy-duty, reliable workhorse from the high reach rough terrain series.

# COMPACT VERSATILITY

**Smooth Comfortable Control**  
The innovative, ergonomic and spacious cab design with tilt steering provides comfort for every operator. The easy-to-use, multi-function, smooth, proportional joystick provides fast and precise positioning for ease of operation and minimal operator effort.



		
	<b>GTH-5519</b>	<b>GTH-6622</b>
MAXIMUM LIFT CAPACITY	5,500 lbs 2,500 kg	6,600 lbs 3,000 kg
MAXIMUM LIFTING HEIGHT	18 ft 10 in 5.74 m	22 ft 5 in 6.83 m
MAXIMUM FORWARD REACH	11 ft 3 in 3.43 m	12 ft 9 in 3.89 m
OPERATING WEIGHT	9,990 lbs 4,531 kg	13,157 lbs 5,968 kg



**Compact Competence**

Genie's compact, yet rugged, rough terrain models maximize mobility and maneuverability in tight access areas. With impressive lift capacities of up to 6,600 lbs (3,000 kg) and the ability to lift loads up to 22 ft 5 in (6.83 m), these products are widely popular rough terrain forklifts on any job site.

**EASY TRANSPORT**

The small size and light weight of the GTH-5519 allows easy transport, making it a viable option for any contractor, farm or business owner.



**AN INVESTMENT IN VERSATILITY**

Extreme versatility makes Genie telehandlers a valued and cost-effective investment for work sites. A perfect choice for almost any task that involves lifting, moving, digging or placing objects and loads exactly where you need them.

Select from a wide variety of attachments that expand work capabilities to match the exact job you need to tackle. The answer for both large and small construction jobs, masonry, farming and landscape applications.

**POWERFUL FLEXIBILITY**

The infinitely variable hydrostatic transmission and 4WD allows these machines to operate on all work sites. Four-wheel steer with three different steering modes, including front wheel, rear wheel or crab steer, provides a very tight turning radius for increased mobility and flexibility.



**SUPERIOR SERVICEABILITY**

Interchangeable, common components plus easy no-tool access service and test points make this product a service manager's dream.





# ATTACHMENT OPTIONS

## COMPACT ROUGH TERRAIN SERIES

### LOADED WITH VERSATILITY AND VALUE

The wide range of attachment options available for the compact rough terrain series increases versatility and productivity for work sites, making them an essential product for any site. The Genie telehandlers provide excellent flexibility by providing one work tool that can do the job of many — perfect for cleanup, loading, carrying, digging and dumping. Choose between Genie quick-attach or universal quick-attach setups to match your site needs.



#### 4-in-1 Bucket

The versatile 4-in-1 buckets easily satisfy a multitude of work site demands, from grading and scraping to backfilling and cleanup. This multi-talented bucket lifts, bulldozes, backfills and clamshells — an all-around choice for increased productivity.




#### Digging Bucket

Optimize your work site productivity. The digging bucket attachment is equipped with bolt-on cutting edge for long life. Designed for maximum break-out force.



#### Industrial Grapple Bucket

Make work area cleanup a breeze. The industrial grapple bucket grabs loads and clamps down for easy and secure handling. The perfect attachment for hard-to-handle materials on any industrial or construction job.



#### Truss Boom

The perfect solution for overhead lifting with an extra 6 feet of reach range. An excellent choice for lifting trusses or bulky materials into place on construction jobs.



#### Bucket Broom

Efficient work site cleanup is effortless with the bucket broom. It sweeps up debris, automatically depositing it into a bucket for easy dumping in the location of your choice.




#### Angle Sweeper

Sweep up your work site in a snap. The ideal solution for economically sweeping up parking lots, loading docks, warehouses, driveways, walkways and paved work sites.



#### Pow-R-Push

A great option for clearing snow or debris to make areas more accessible. The 2' x 8' metal blade is outfitted with a rubber skirt for quick removal of debris without damaging surfaces.



#### Hydraulic Augers

Increase your work efficiency with the heavy-duty hydraulic auger. With plenty of power and torque, dig holes for fence posts or concrete footings 3 feet deep and 6 to 30 inches wide with speed and precision.


## COMPACT ROUGH TERRAIN TELEHANDLER OPTIONS AND ACCESSORIES

### OPTIONS

- Fully enclosed cab
- Cab air conditioner (call factory for lead time, not available for field installation)
- Foam-filled tires


### ACCESSORIES

- Work Lights Package
- Flashing Beacon



#### Genie Quick-Attach

Make the right connection with the Genie hydraulic quick-attach system. Connect and lock on your attachments from the comfort of your cab in just seconds for maximum productivity and efficiency.



#### Universal Attach Adapter

Improve your return on investment by connecting with even greater versatility. Pull up and latch on to the universal attach adapter plate within seconds. This option allows you to use almost any industry-standard attachment, reducing your overall equipment costs and increasing the versatility of your fleet.



#### Fully Enclosed Cab

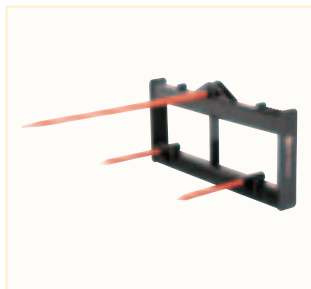
Increase operator comfort and decrease fatigue in a clean, dry, quiet cab. Comes standard with heater and defroster for cold climates. Left and rear windows open for excellent ventilation.



#### Work Lights

Be more productive in low light conditions by adding this optional accessory. The halogen work light on the boom functions as a headlight and illuminates your work area. The work light on the rear of the cab increases visibility when maneuvering the machine into place.

## AGRICULTURAL ATTACHMENT OPTIONS COMPACT ROUGH TERRAIN SERIES




#### Bale Spike

Bale spikes provide the flexibility you need for the chores you take on today. Move your bales quickly and efficiently around your work sites.



#### Bale Hugger

A great tool for gently handling square or round bales. The hydraulic arms hug the bales equally from each side to securely move the bales around fields and farms.



#### Agricultural Bucket with Grapple

An excellent option for increasing your productivity around your barns or field. The grapple offers unsurpassed versatility for a variety of farm chores, from forking and grabbing manure to clearing brush and moving debris.

### THE ULTIMATE FARM HAND

The Genie compact rough terrain series offers several agricultural attachments that make a wide variety of farm chores quick and efficient. Increase your flexibility by purchasing one work tool for multiple tasks. Take advantage of the attachments for bale and crop handling, farm cleanup, loading and unloading, as well as digging or dumping of debris. This all-around dependable tool will satisfy your daily work requirements.

# RELIABLE PRODUCTIVITY

## First On and Last to Leave


Perfect heavy-duty choice for loading, unloading, moving and placing loads or materials throughout any work site and cleaning up when the project is complete. Our high reach rough terrain telehandlers are the ultimate solution for maximizing work site productivity through efficient movement of material. All-around, cost-effective, reliable machines with multiple attachments available for increased ROI on any job site.

## Effortless Service Access

Top quality parts and excellent dependability make the high reach rough terrain models an industry favorite. Rugged design with common components and direct access with easy-to-open, no-tool panels make these products simple to service. Daily service checks are quickly accomplished with accessible service points for increased up time.

## Heavy-Duty Favorite

Choose between 6,000 lbs (2,722 kg), 8,000 lbs (3,629 kg) or 10,000 lbs (4,536 kg) of lift capacities to meet all your work site needs. Increase your productivity with access to heights between 36 ft (11.0 m) and 56 ft (17.1 m). Gain efficiency with reaches between 21 ft (6.4 m) and 40 ft (12.19 m), which allow users to place loads exactly where they need them.





## HIGH REACH ROUGH TERRAIN TELEHANDLERS



### Smooth Control

Enjoy maximum comfort in an ergonomically designed interior. The cab is spacious and offers excellent visibility. Demonstrate smooth operation every time you activate the proportional joystick controls for precise positioning of boom and forks. These machines make it easy to be a smooth operator!

### POWERFUL PERFORMANCE

Genie telehandlers increase productivity on any job with their commanding low end torque that can climb hills or power through rough terrain conditions. The high reach rough terrain series comes standard with 4WD and easy-to-use power shift transmission with 3-speed forward and reverse. Coupled with a John Deere Tier II turbo-charged diesel engine, operators

will enjoy smooth, powerful and reliable performance on every outing. 4-wheel steering increases maneuverability for efficient work site positioning. Enjoy the added benefits of the frame leveling chassis which makes side-to-side adjustments, allowing the machine to pick up or place loads on up to 10 degree side slopes.

### TWIN PIVOT MOUNTED STABILIZERS




The Twin Pivot Mounted Stabilizers on the GTH-1048 and GTH-1056 are mounted to the axles, allowing the driver to use the frame leveling option for quick and easy leveling.

# ATTACHMENT OPTIONS

## HIGH REACH ROUGH TERRAIN SERIES

### LOADED WITH VERSATILITY AND VALUE

The wide range of attachment options available for the high reach rough terrain series offers versatile use in a variety of applications. Genie telehandlers provide excellent flexibility by providing one work tool for a variety of jobs, including cleanup, loading, carrying and dumping. Configure the machine perfectly for any construction site.



### Truss Boom

Select the truss boom attachment with your telehandler for higher productivity on construction work sites. Variable reach truss booms provide extra vertical and horizontal reach, allowing you the opportunity to manage large, bulky loads. Lifting and placing materials such as roof trusses, frames and beams is no sweat for our high reach rough terrain telehandlers.



### Pallet and Full Taper Forks

Make your load transport jobs simple with a variety of fork attachments. 48-inch forks and carriage come standard. Select 60- or 72-inch pallet forks or 60-inch full taper forks to match your site needs.



### Lumber Forks

Build efficiency into the job by choosing the right tool. Our 60-inch lumber forks make it easier to transport all types of building materials and lumber around your construction site.



### Cubing Tines

Speed up and simplify your bricklaying projects by utilizing our cubing tine attachment. Perfect for handling masonry materials such as bricks or blocks. You can choose from tines only or purchase with the standard pallet forks.



### Fork Frames

Expand your efficiency using fork frames for handling bulky materials and palletized loads. Choose from 48-inch or 72-inch wide frames with rotation.




### Swing Carriage

When a straight-on payload approach is not feasible, make use of the swing carriage, allowing you to swing the carriage away from the centerline of the boom.



### Rotate Carriage

Allows up to 10 degrees of carriage rotation for picking or placing a load on an unlevel surface.



### Rubbish Bucket

Perfect for cleanup, loading, carrying and dumping of debris. These attachments are available with slip-on or quick-attach.

### CAB OPTIONS

- Fully enclosed cab (with or without air conditioning)
- Wiper\*
- Defroster fan\*
- Cab heater\*
- Right side sliding window\*
- Glass over skylight bars\*\*
- Front window\*\*
- Front screen\*\*
- Right side screen\*\*
- Suspension seat
- Dual joystick controls
- Front axle differential lock

### ENGINE OPTIONS

- 99 hp Deutz turbo-charged water-cooled diesel engine (available on GTH-644C, GTH-842C, and GTH-844C only)
- Electric ether aid (John Deere engine)
- Electric block heater (John Deere engine)

### ACCESSORIES

- Strobe Light
- Work Lights Package
- Road Lights Package
- Auxiliary hydraulic circuit to boom tip
- Fenders (set of 4)
- Mounted fire extinguisher
- Foam-filled standard tires
- Foam-filled rock lug tires

\* Included in fully enclosed cab package

\*\* Add-ons for open canopy in lieu of fixed window on open canopy

Availability of accessories and options varies depending on model and/or country standards.



#### Fully Enclosed Cab

All-weather operation is possible with the fully enclosed cab. Cab windows can slide or fold back and be latched on both sides of the cab for increased ventilation. The windshield washer and wipers increase visibility on rainy days, and operators stay warm and comfortable in cold climates with the heater/defroster which comes standard with the fully enclosed cab.



#### Fenders

Balance utility with style by adding streamlined, sporty fenders to your telehandler. The optional fenders provide increased protection from mud and debris.



#### Work Lights

Be more productive in low light conditions by adding this optional accessory. The halogen work lights on top of the cab function as headlights and illuminate your work area. This option also comes standard with back-up and taillights.



#### Rock Lug Tires

Experience increased tire life with rock lug tires — a proven design increases durability in rough work environments.



#### Road Lights

Illuminate your route with the road light option. Includes two cab-mounted lights in front for visibility, along with two front turn signal lights. The back-up light and taillight for stopping make this a great option when a telehandler is working in congested areas.



# ROUGH TERRAIN TELEHANDLERS

## MODELS

### Compact Rough Terrain Telehandlers

GTH-5519  
GTH-6622

### High Reach Rough Terrain Telehandlers

GHT-636  
GTH-644  
GTH-842  
GTH-844  
GTH-1048  
GTH-1056



[www.genieindustries.com](http://www.genieindustries.com)

### Genie United States

18340 NE 76th Street  
P.O. Box 97030  
Redmond, Washington 98073-9730

Telephone **(425) 881-1800**

Toll Free in USA/Canada **800-536-1800**

Fax (425) 883-3475

### Genie Europe

The Maltings  
Wharf Road  
Grantham NG31 6BH  
U.K.

Telephone **+44 (0)1476 584333**

Fax +44 (0)1476 584334

Email [infoeurope@genieind.com](mailto:infoeurope@genieind.com)

### Distributed By:

For further information, please contact your local distributor or the Genie Industries sales office listed. Product specifications are subject to change without notice or obligation. The photographs and drawings in this brochure are for illustrative purposes only. Refer to the appropriate Operator's Manual for instructions on the proper use of this equipment. Failure to follow the appropriate Operator's Manual when using our equipment or to otherwise act irresponsibly may result in serious injury or death. Prices and specifications subject to change without notice. The only warranty applicable is the standard written warranty applicable to the particular product and sale. Genie makes no other warranty, expressed or implied. Products and services listed may be trademarks, service marks or trade-names of TEREX Corporation and/or its subsidiaries in the USA and other countries and all rights are reserved. Copyright ©2006 Genie Industries, Inc. "Genie" is a Registered Trademark of Genie Industries, Inc. in the USA and many other countries. Genie is a TEREX Company. Telehandler Family 5K 0106A. Part No. 109424. Effective date 1/06.